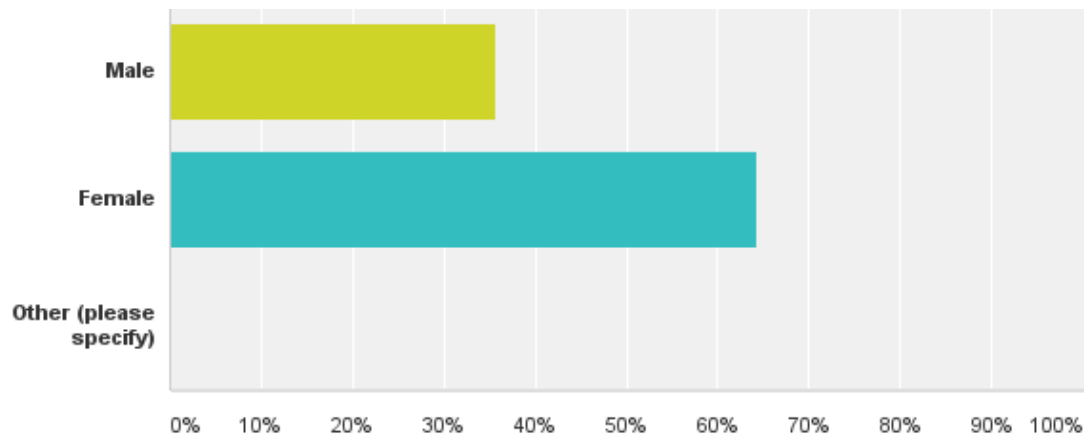


Lung Foundation Australia 2015 Patient Survey

Q1: Please enter your gender

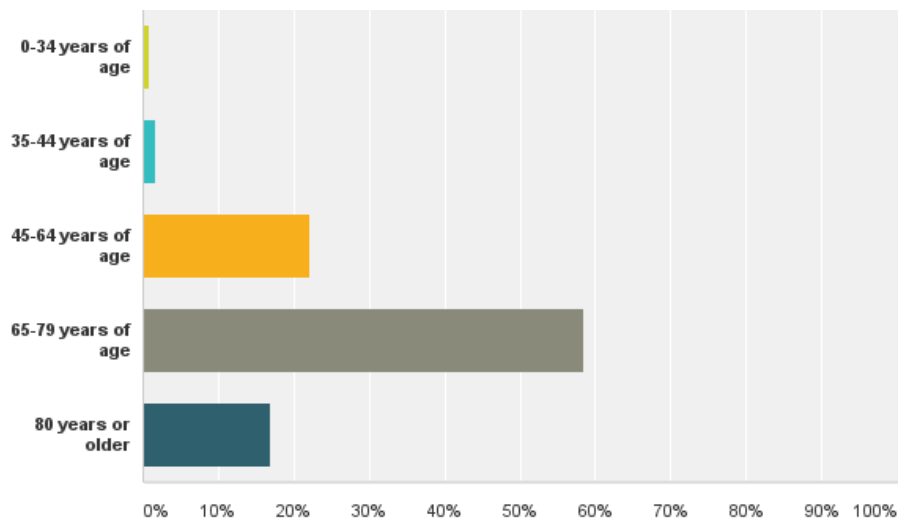
Answered: 1,441 Skipped: 0



Answer Choices	Responses	
Male	35.67%	514
Female	64.26%	926
Other (please specify)	0.07%	1
Total		1,441

Q2: How old are you?

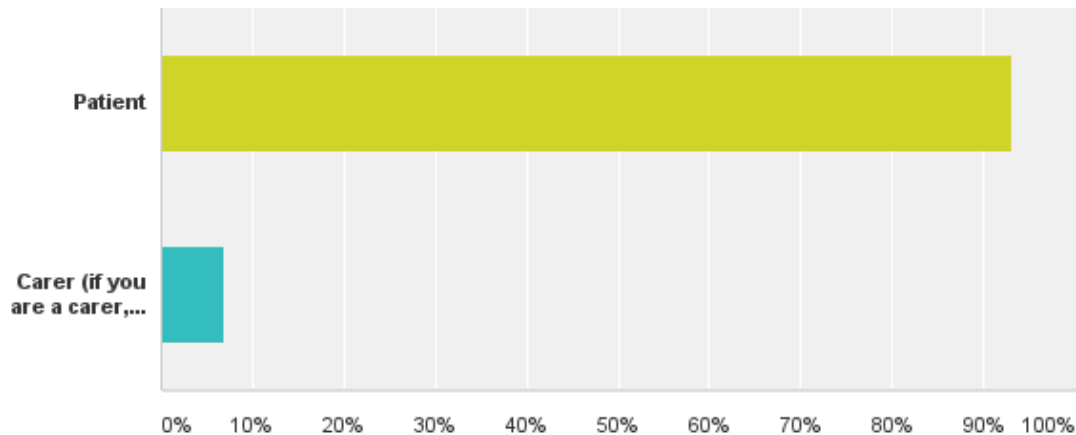
Answered: 1,441 Skipped: 0



Answer Choices	Responses	
0-34 years of age	0.90%	13
35-44 years of age	1.60%	23
45-64 years of age	22.14%	319
65-79 years of age	58.50%	843
80 years or older	16.86%	243
Total		1,441

Q3: Are you a patient or someone who cares for someone with a lung disease?

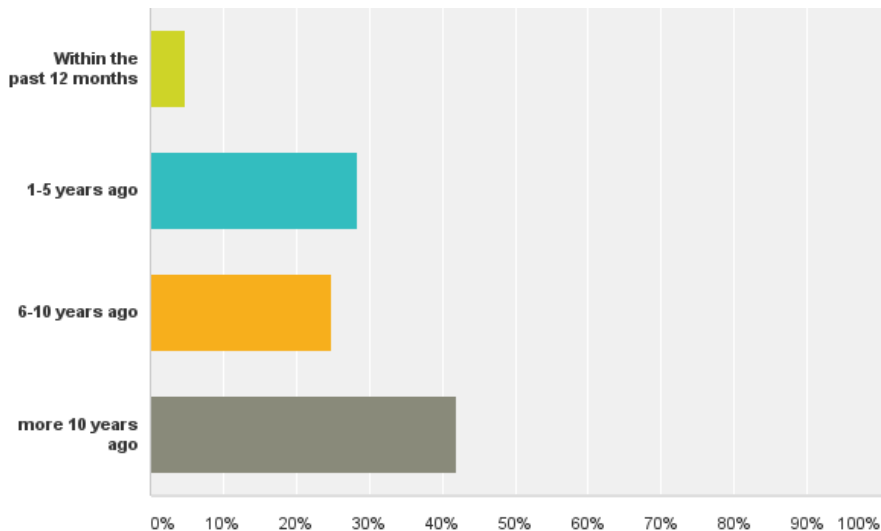
Answered: 1,441 Skipped: 0



Answer Choices	Responses
Patient	93.06% 1,341
Carer (if you are a carer , please answer the following questions on behalf of the person for whom you care)	6.94% 100
Total	1,441

Q4: If you have a lung disease, how long ago were you diagnosed?

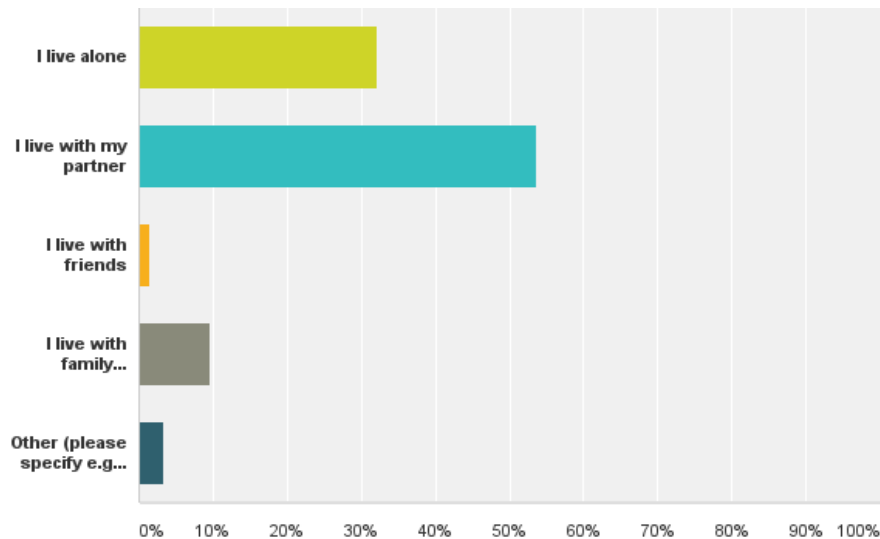
Answered: 1,441 Skipped: 0



Answer Choices	Responses
Within the past 12 months	4.79% 69
1-5 years ago	28.45% 410
6-10 years ago	24.77% 357
more 10 years ago	41.98% 605
Total	1,441

Q7: Please describe your living arrangements

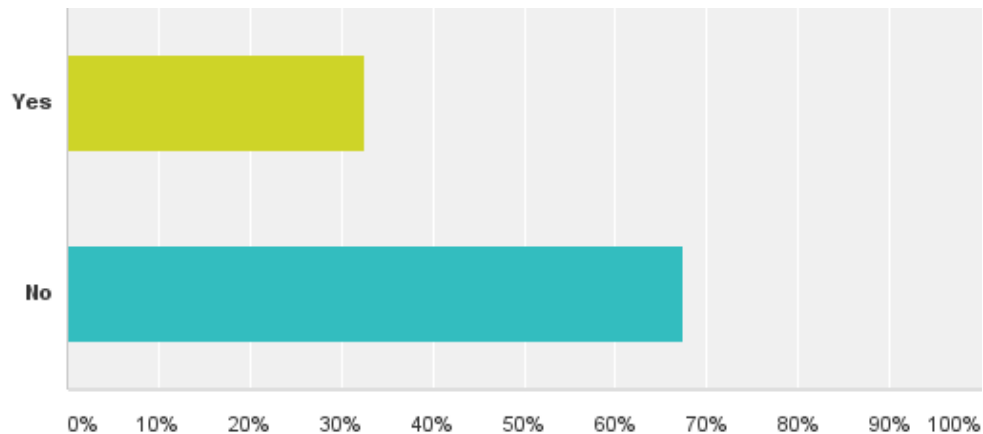
Answered: 1,441 Skipped: 0



Answer Choices	Responses
I live alone	32.06% 462
I live with my partner	53.57% 772
I live with friends	1.53% 22
I live with family (children/relatives)	9.58% 138
Other (please specify e.g residential care, nursing home)	3.26% 47
Total	1,441

Q9: Did you have recurrent respiratory problems as a teenager?

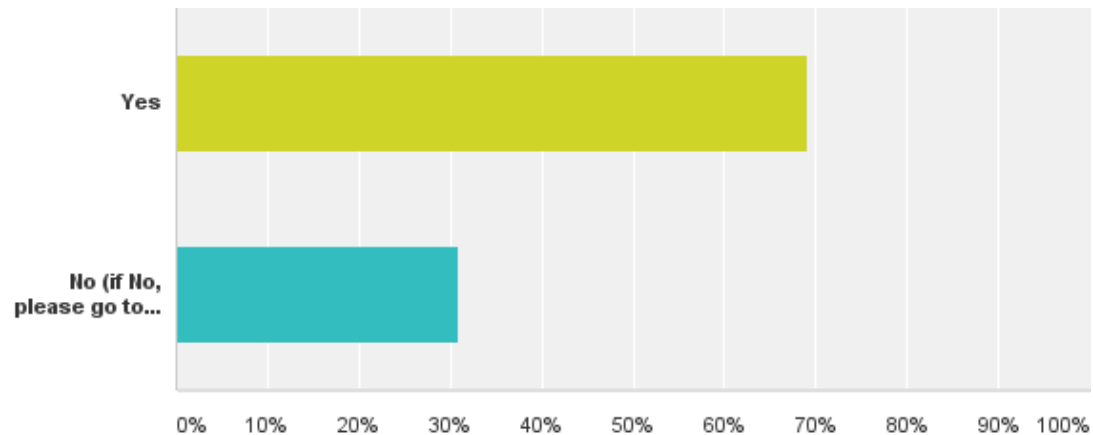
Answered: 1,424 Skipped: 17



Answer Choices	Responses
Yes	32.65% 465
No	67.35% 959
Total	1,424

Q10: Are you, or have you ever been, a smoker?

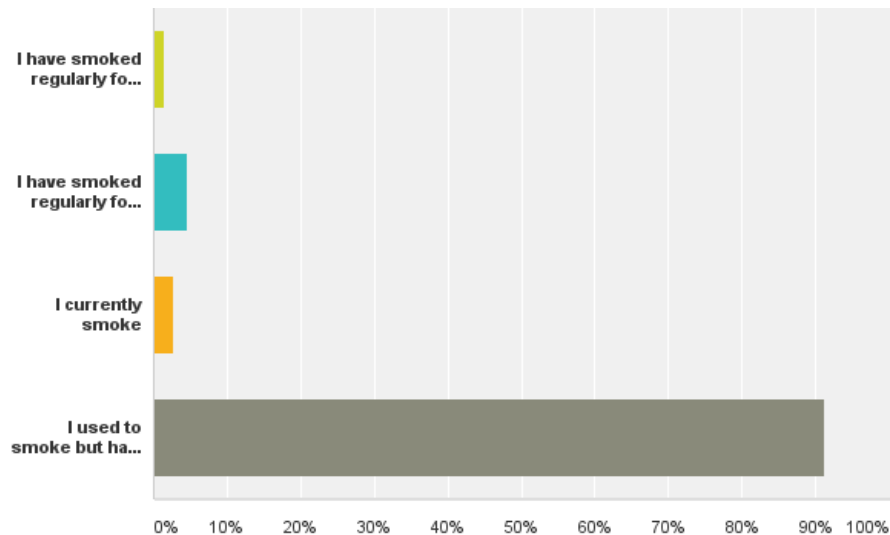
Answered: 1,424 Skipped: 17



Answer Choices	Responses	
Yes	69.10%	984
No (if No, please go to Question 12)	30.90%	440
Total		1,424

Q11: Please select one of the following

Answered: 988 Skipped: 453



Answer Choices	Responses
I have smoked regularly for fewer than 5 years	1.52% 15
I have smoked regularly for more than 5 years	4.55% 45
I currently smoke	2.73% 27
I used to smoke but have now quit	91.19% 901
Total	988

Q12: I see my family and friends less often

Answered: 1,418 Skipped: 23

	Strongly agree	Agree	Neither agree or disagree	Disagree	Strongly disagree	Total	Weighted Average
(no label)	11.57% 164	26.16% 371	21.30% 302	21.51% 305	19.46% 276	1,418	3.11

Q13: I get out of the house less often

Answered: 1,418 Skipped: 23

	Strongly agree	Agree	Neither agree or disagree	Disagree	Strongly disagree	Total	Weighted Average
(no label)	15.87% 225	33.50% 475	15.44% 219	18.76% 266	16.43% 233	1,418	2.86

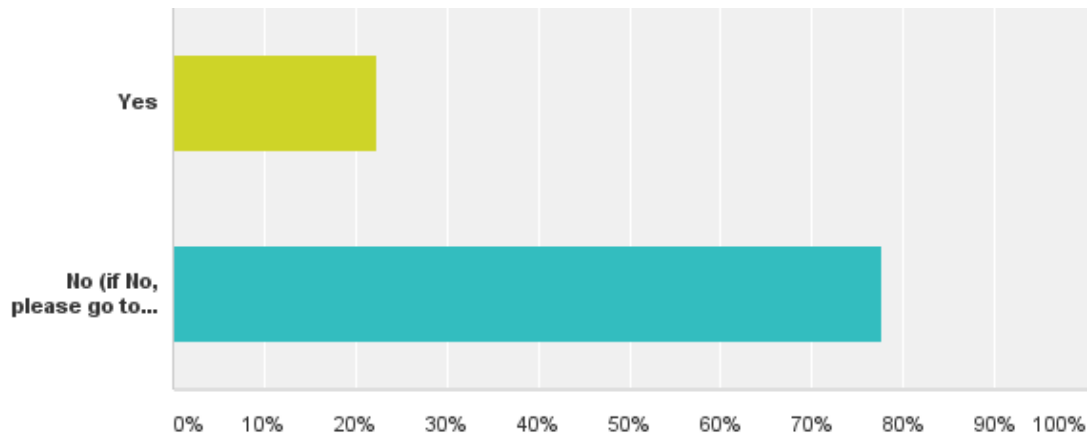
Q14: I participate in fewer community social activities/groups

Answered: 1,418 Skipped: 23

	Strongly agree	Agree	Neither agree or disagree	Disagree	Strongly disagree	Total	Weighted Average
(no label)	19.04% 270	35.90% 509	16.71% 237	15.73% 223	12.62% 179	1,418	2.67

Q15: Are you currently on home oxygen?

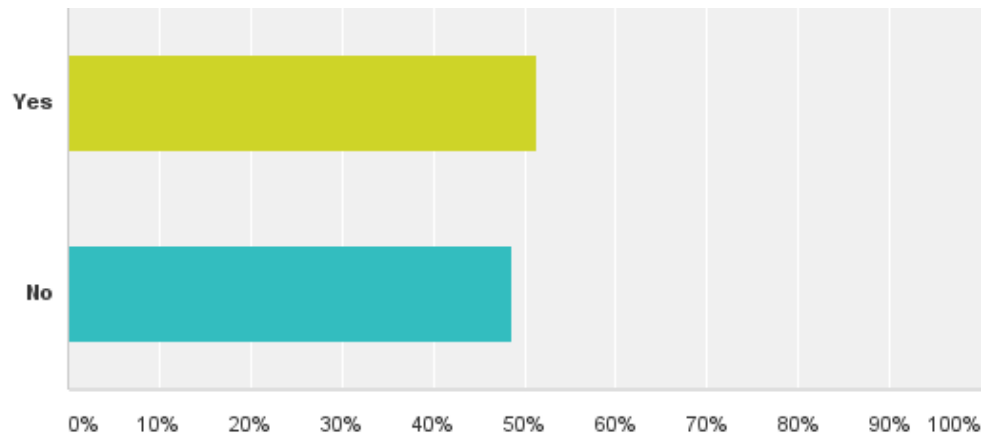
Answered: 1,415 Skipped: 26



Answer Choices	Responses
Yes	22.40% 317
No (if No, please go to Question 17)	77.60% 1,098
Total	1,415

Q16: Do you feel that being on home oxygen limits your ability to get out of the house and socialise?

Answered: 350 Skipped: 1,091



Answer Choices	Responses
Yes	51.43% 180
No	48.57% 170
Total	350

Q17: I felt afraid for the future

Answered: 1,411 Skipped: 30

	Strongly agree	Agree	Neither agree or disagree	Disagree	Strongly disagree	Total	Weighted Average
(no label)	17.79% 251	35.44% 500	27.71% 391	13.54% 191	5.53% 78	1,411	2.54

Q18: I had all the support I needed to deal with the diagnosis

Answered: 1,411 Skipped: 30

	Strongly agree	Agree	Neither agree or disagree	Disagree	Strongly disagree	Total	Weighted Average
(no label)	17.22% 243	46.99% 663	17.93% 253	12.76% 180	5.10% 72	1,411	2.42

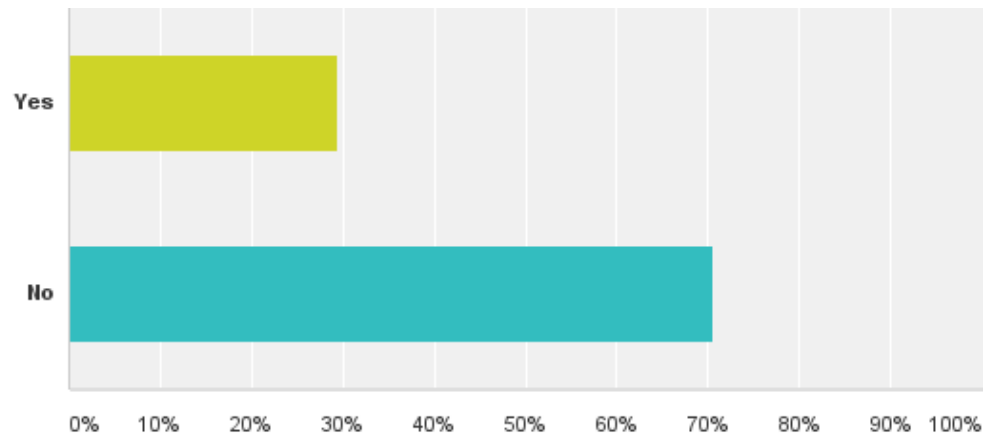
Q19: It was a relief to know what was causing my symptoms

Answered: 1,411 Skipped: 30

	Strongly agree	Agree	Neither agree or disagree	Disagree	Strongly disagree	Total	Weighted Average
(no label)	18.78% 265	47.98% 677	24.59% 347	5.95% 84	2.69% 38	1,411	2.26

Q20: Are you prescribed any medicine for depression and/or anxiety?

Answered: 1,411 Skipped: 30

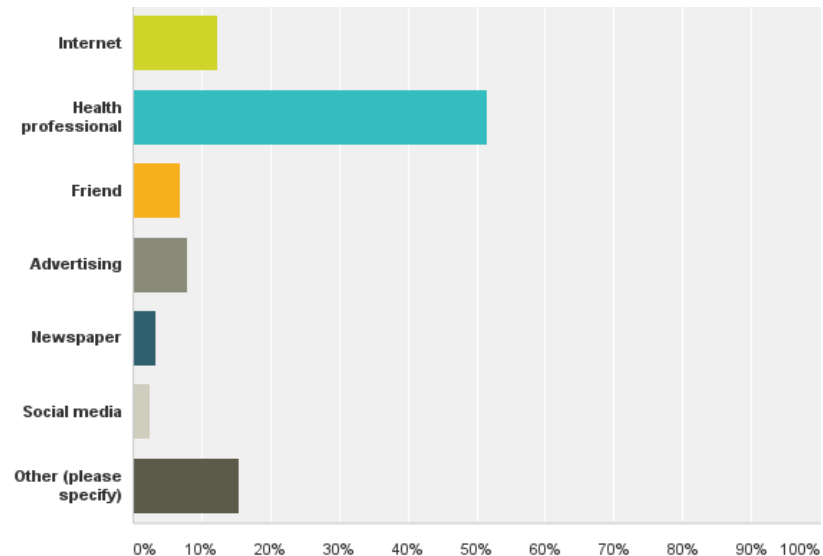


Answer Choices	Responses
Yes	29.41% 415
No	70.59% 996
Total	1,411

Q21: How did you first find out about Lung Foundation Australia?

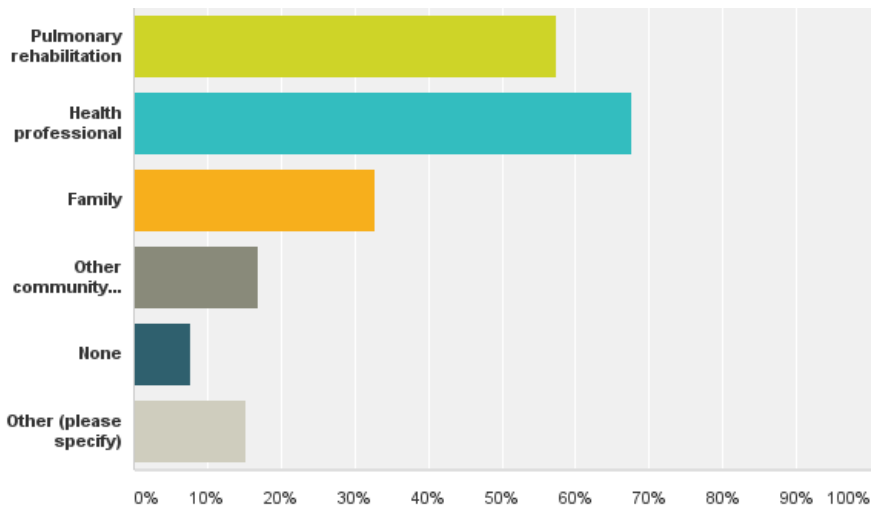
Answered: 1,385 Skipped: 56

Answer Choices	Responses	
Internet	12.42%	172
Health professional	51.55%	714
Friend	6.79%	94
Advertising	7.94%	110
Newspaper	3.32%	46
Social media	2.45%	34
Other (please specify)	15.52%	215
Total		1,385



Q22: Have you ever used any of the following support mechanisms? Please choose as many as applicable

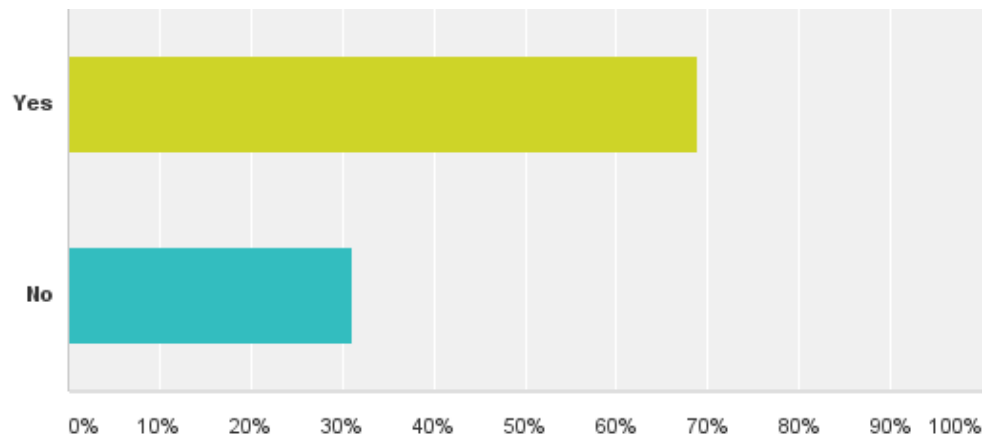
Answered: 1,385 Skipped: 56



Answer Choices	Responses	Count
Pulmonary rehabilitation	57.40%	795
Health professional	67.73%	938
Family	32.85%	455
Other community organisation	16.97%	235
None	7.73%	107
Other (please specify)	15.16%	210
Total Respondents: 1,385		

Q23: If you have COPD or asthma, do you have an action plan?

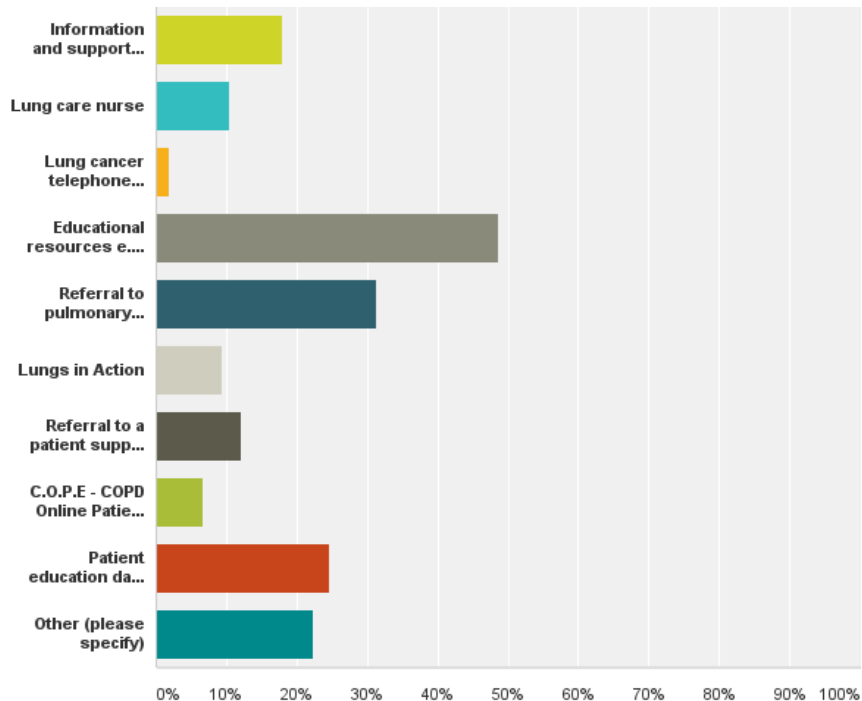
Answered: 1,185 Skipped: 256



Answer Choices	Responses
Yes	68.86% 816
No	31.14% 369
Total	1,185

Q24: Which Lung Foundation Australia services have you used? Please select all that apply

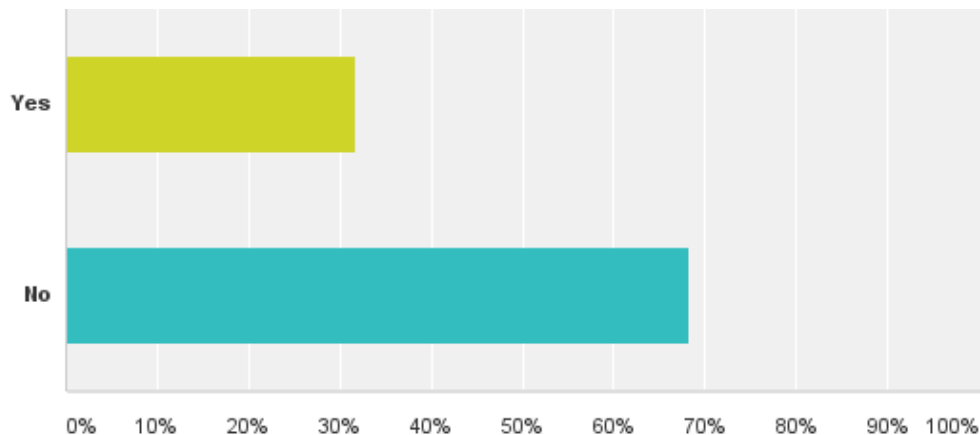
Answered: 1,385 Skipped: 56



Answer Choices	Responses
Information and support service (free call 1800 654 301)	18.05% 250
Lung care nurse	10.40% 144
Lung cancer telephone support groups	1.81% 25
Educational resources e.g. brochures, fact sheets, handbooks)	48.66% 674
Referral to pulmonary rehabilitation	31.41% 435
Lungs in Action	9.39% 130
Referral to a patient support group	12.06% 167
C.O.P.E - COPD Online Patient Education	6.64% 92
Patient education days and/or seminars	24.55% 340
Other (please specify)	22.24% 308
Total Respondents: 1,385	

Q25: Are you a Lung Foundation Australia financial member?

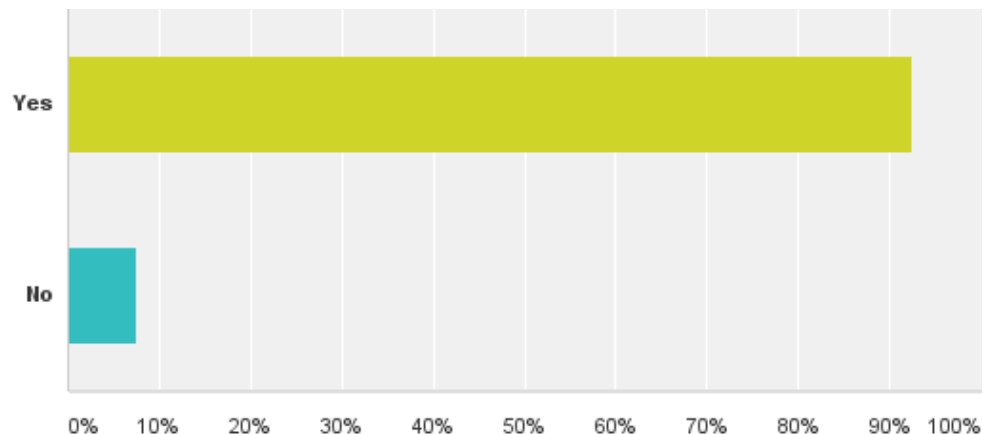
Answered: 1,385 Skipped: 56



Answer Choices	Responses
Yes	31.77% 440
No	68.23% 945
Total	1,385

Q26: Are you satisfied with the services Lung Foundation Australia offers?

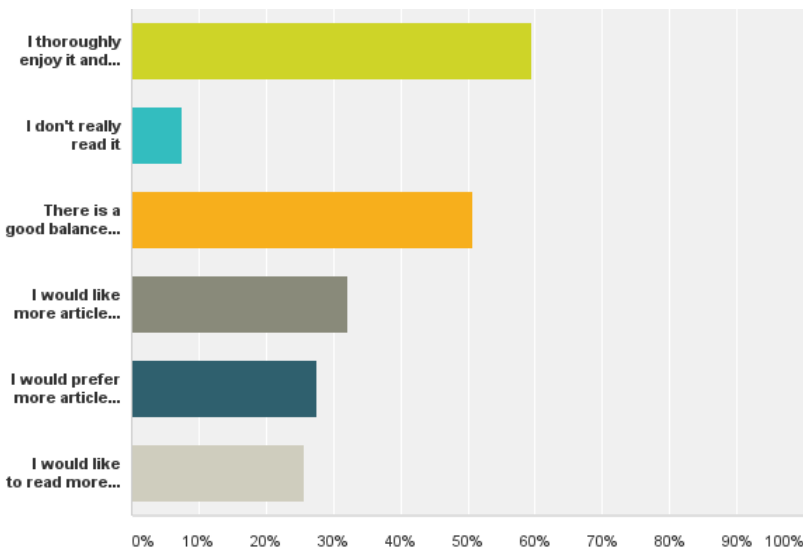
Answered: 1,385 Skipped: 56



Answer Choices	Responses	
Yes	92.42%	1,280
No	7.58%	105
Total		1,385

Q27: What is your opinion of LungNet News? (Please tick all that apply)

Answered: 1,360 Skipped: 81



Answer Choices	Responses
I thoroughly enjoy it and look forward to receiving my copy each quarter	59.49% 809
I don't really read it	7.43% 101
There is a good balance of medical articles and Lung Foundation Australia news articles	50.74% 690
I would like more articles to help me manage my lung disease	32.21% 438
I would prefer more articles which focus on research into lung disease	27.57% 375
I would like to read more stories about other patients	25.59% 348
Total Respondents: 1,360	

Q28: About how much of the newsletter do you read each issue?

Answered: 1,360 Skipped: 81

	100%	75%	50%	25%	less than 25%	Total	Weighted Average
(no label)	49.71% 676	31.62% 430	11.47% 156	2.94% 40	4.26% 58	1,360	1.80